


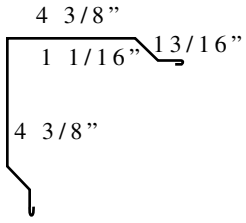
Questions? Call Us
1 (503) 394.3885

PREMIER STEEL STRUCTURES Western Trims

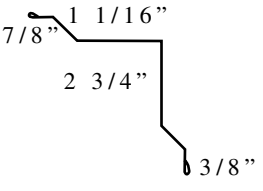
AR3 Ridge Cap



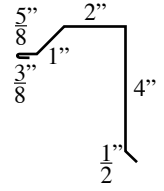
AC1 Corner



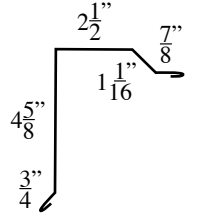
AC2 Inside Corner



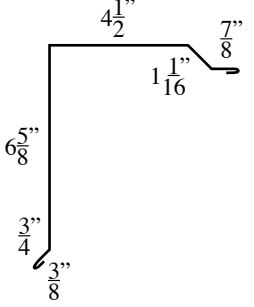
MG1 Mini Gable



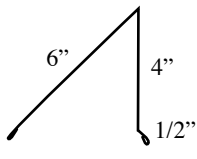
WG4 Gable Trim



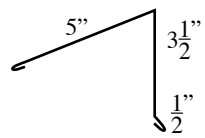
WG5A Gable Trim



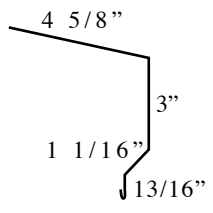
CP1 Peak Cap



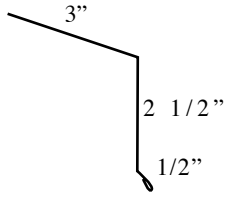
CP2 Peak Cap



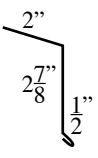
AE1 Eave Trim



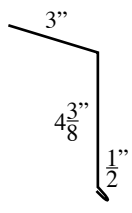
CE1 Denver Eave



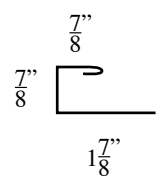
ME1 Mini Eave



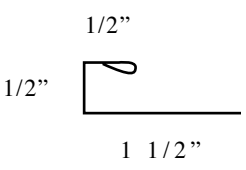
CE2 Denver Eave



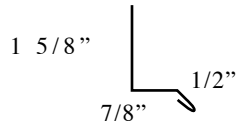
CM1 C-Metal Channel
(WESTERN AJ3)



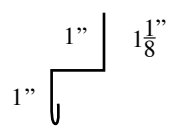
RJ8 J-Channel



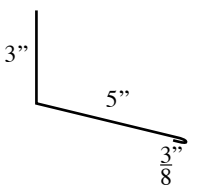
AD1 Drip Edge



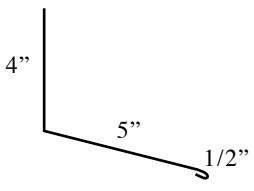
WL1 Wall Lite to Metal



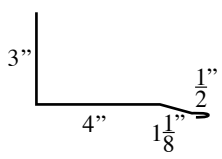
AEW1 Endwall Trim



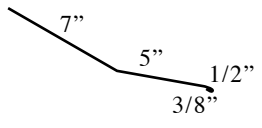
ASW1 Sidewall Trim



ASW2 Sidewall Trim



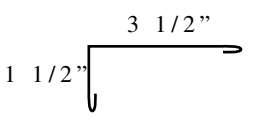
AT1 Transition Flash



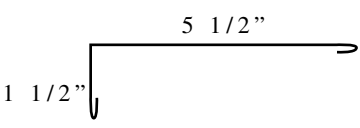
Questions? Call Us
1 (503) 394.3885

PREMIER STEEL STRUCTURES Western Trims

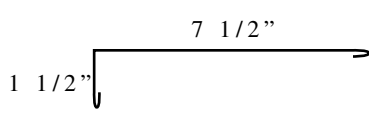
AL2 Angle Trim



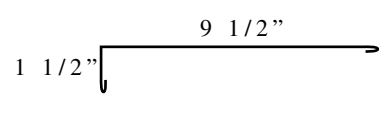
AL3 Angle Trim



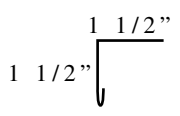
AL4 Angle Trim



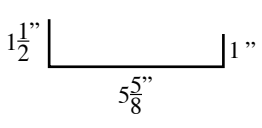
AL5 Angle Trim



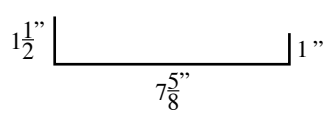
AL6 Angle Trim



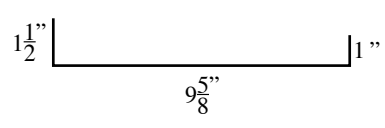
JC1 Jamb Cap



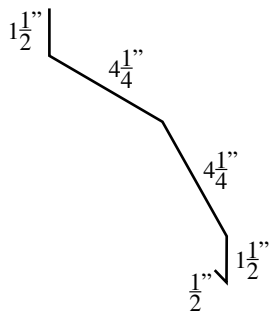
JC2 Jamb Cap



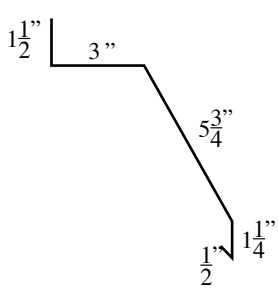
JC3 Jamb Cap



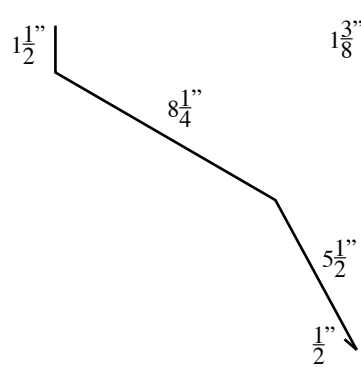
STCO3 Single Track Cover



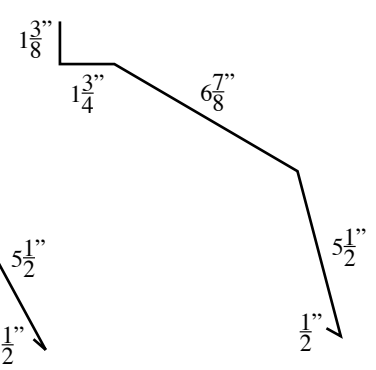
STCO4 Single Track Cover



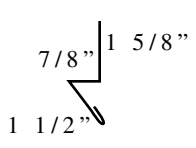
DTCO3 Double Track Cover



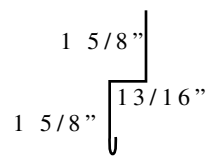
DTCO4 Double Track Cover



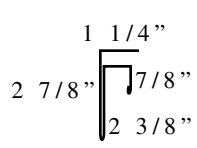
ABG1 Base Guard



AZ2 Zee Trim



RJ9 F-J Channel



WV1 W-Valley (Western RV2)

